


# Preschool DECEMBER Educational Book



Thank you for downloading this free book!

**FOR QUESTIONS, CORRECTIONS, OR COMMENTS PLEASE EMAIL:**

**MINIATUREMASTERMINDS@GMAIL.COM**



**miniature  
MASTERMINDS**

miniaturemasterminds.com

Name: \_\_\_\_\_

# I Can COUNT

Count how many.




Name: \_\_\_\_\_

# I Can COUNT

Color the right number of items in each row.


1




2



3



4



Name: \_\_\_\_\_

# I Can ADD

Use the images to find the sums.



$$4 + 4 =$$


---



$$1 + 1 =$$


---



$$2 + 2 =$$


---

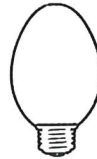
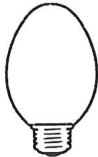


$$3 + 3 =$$

Name: \_\_\_\_\_

# Finish The PATTERNS

Cut out the images and use them to finish the patterns.




miniaturemasterminds.com



Name: \_\_\_\_\_

# Color The 10 FRAME

Color the 10 frame to match.




**two**


**5**





~~||||~~ |





Name: \_\_\_\_\_

# Color The PATTERN

Color the next picture in the pattern.



Name: \_\_\_\_\_

# I Can COUNT AND GRAPH

Color a box on the graph for each image.



	1	2	3	4	5



Name: \_\_\_\_\_

# Color By NUMBER



Name: \_\_\_\_\_

# Sort By SIZE

Sort the snowmen by size.

## LARGE

## SMALL






Name: \_\_\_\_\_

## What MONTH Is It?

Last month was: November Next month is: January

This month is

December.



This month has

31


days in it.



December is in the

Winter.

The weather is usually cold in December.



Christmas is in December.



December is the 12th and last month of the year!


DECEMBER

Name: \_\_\_\_\_






# DAYS of the Week

Write the days of the week in order. Start with Sunday.

Sunday	Monday	Tuesday	Wednesday	Thursday	Friday	Saturday
--------	--------	---------	-----------	----------	--------	----------



Four rows of handwriting practice lines. Each row consists of a solid top line, a dashed middle line, and a solid bottom line.



Name: \_\_\_\_\_

# Count and COLOR

Follow the directions. Write the total amount in the box.


Color 2 lights blue.

Color 1 light red.





Color 3 reindeer brown.

Color 2 reindeer red.




Color 4 cookies blue.

Color 4 cookies green.




Color 5 elves green.

Color 1 elf red.




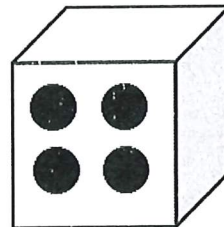



Name: \_\_\_\_\_

# I Know My NUMBERS

Color each group that equals the number.

## TWO 2



Name: \_\_\_\_\_

I Can **WRITE NUMBERS**

Write the missing numbers in the charts.

	2		4	
6		8		10



**POLAR BEAR**

1		3		5
	7		9	

Name: \_\_\_\_\_

# Sort BIG AND LITTLE

Cut out the boxes and sort to the correct size.



miniaturemasterminds.com






Name: \_\_\_\_\_


# The Letter S

Cut out and match the upper case letter and lower case letters.

## Santa's Sleigh



[miniaturemasterminds.com](http://miniaturemasterminds.com)



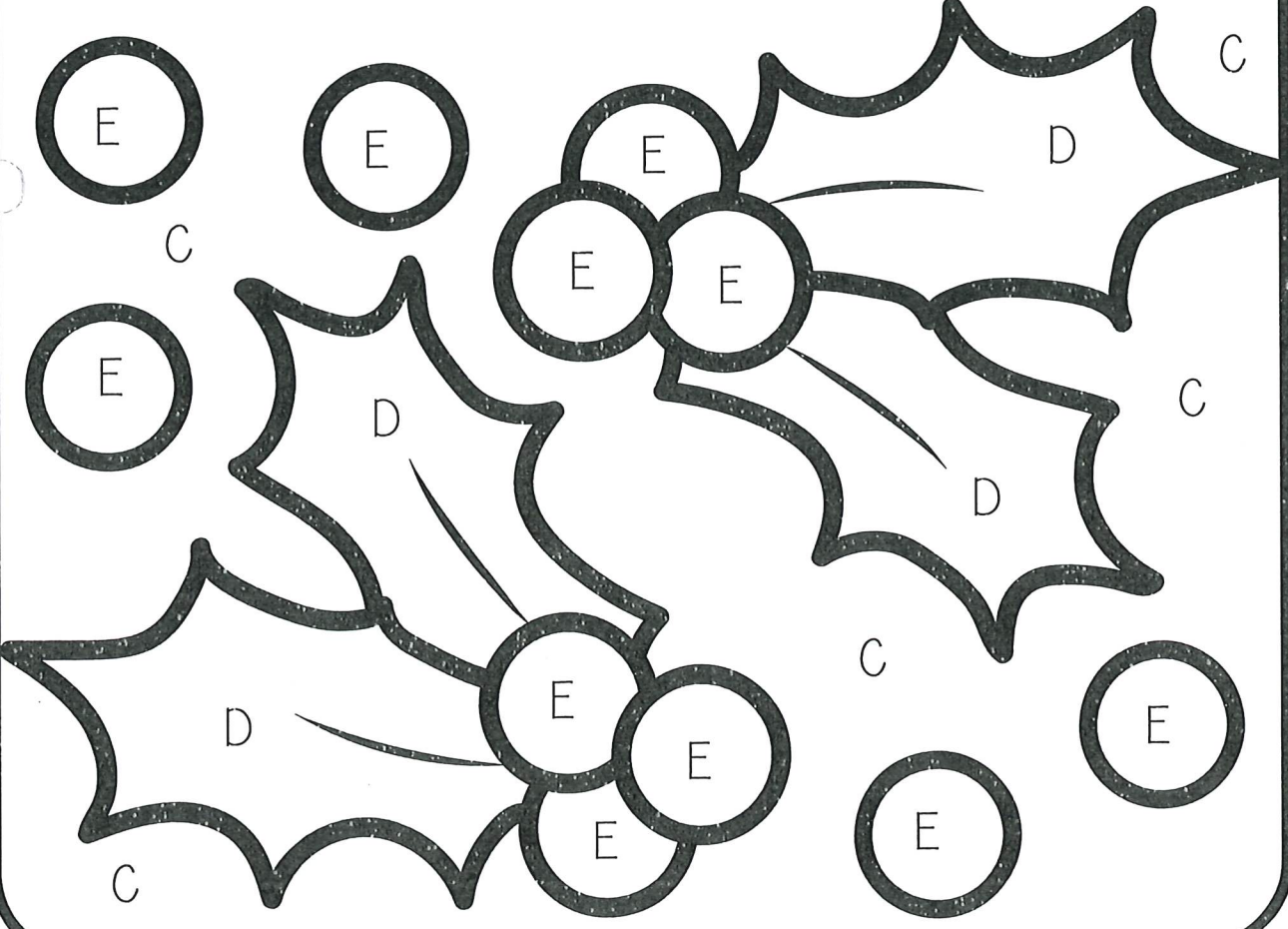
Name: \_\_\_\_\_

# Color By LETTER



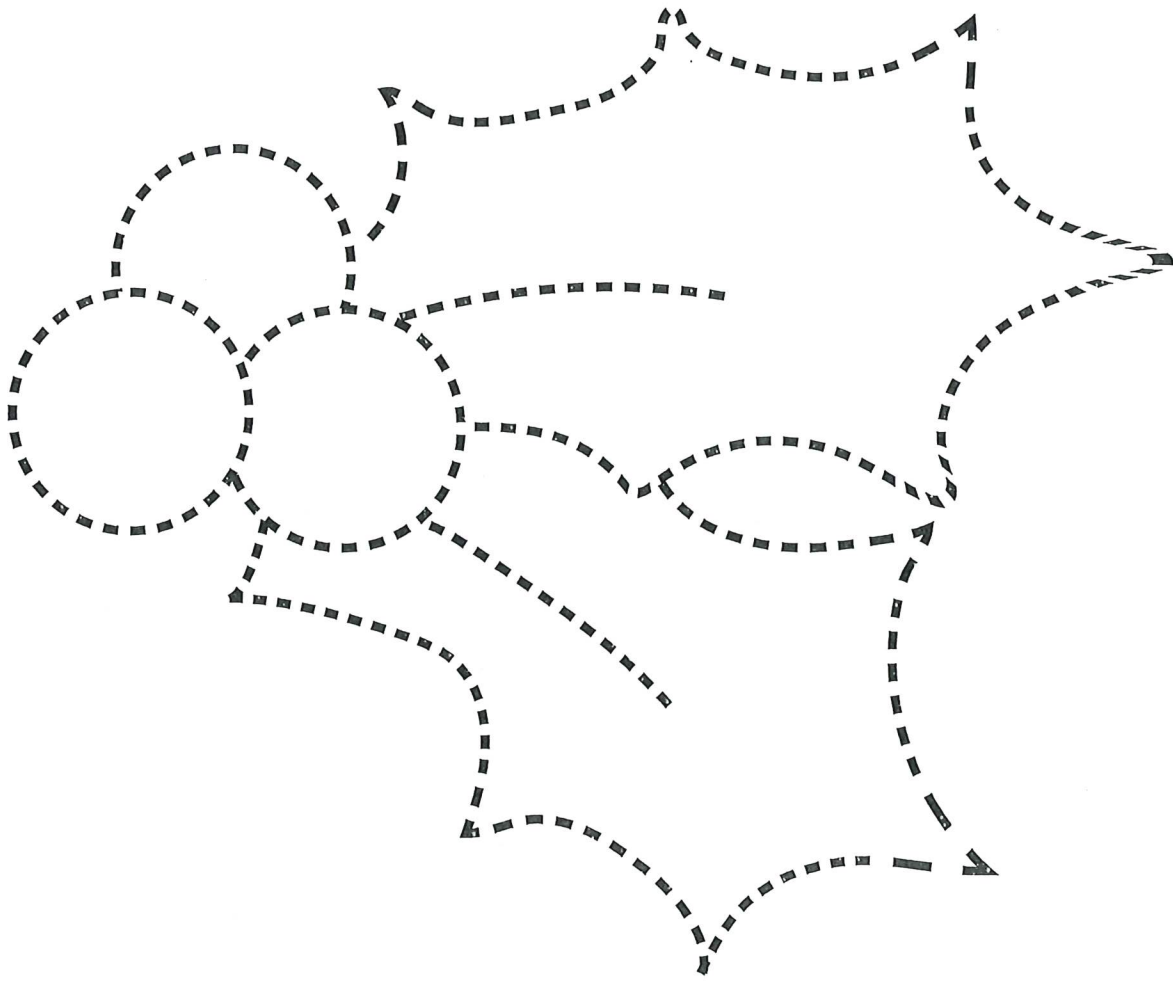
D E C D E C D E C D E C

# DECEMBER



Name: \_\_\_\_\_


# Trace And COLOR



h  
o  
l  
i  
y

Name: \_\_\_\_\_


# Trace And COLOR



bells

Name: \_\_\_\_\_

# Trace And COLOR



Santa

Name: \_\_\_\_\_

# I Know My LETTERS

Draw a line from the letter to the lower case matching letter.

C

H

R

I

S

T

M

A

r

i

c

s

t

m

h

a

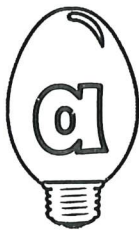




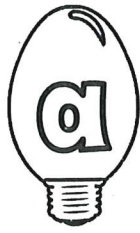












Name: \_\_\_\_\_

# I Know My ALPHABET

Color the image with the letter that comes last in the alphabet.


abcdefghijklmnopqrstuvwxyz

Name: \_\_\_\_\_

# I Can DOT AND COLOR

Dot the letter and color the picture.






Name: \_\_\_\_\_

# I can DOT AND COLOR

Dot the letter and color the picture.



Name: \_\_\_\_\_

# I Can READ AND TRACE

Dot the letter and color the picture.

I like Santa.




I like elves.




I like snowmen.



I like bells.




I like holly.



Name: \_\_\_\_\_

# I Can DRAW SHAPES

Trace the shapes and write the name.





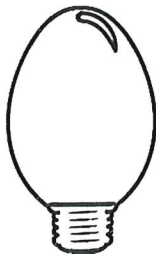













\_\_\_\_\_

star

Name: \_\_\_\_\_

# Find The MATCH




Circle the item that is the same as the item in the box.

Name: \_\_\_\_\_

# Which is DIFFERENT

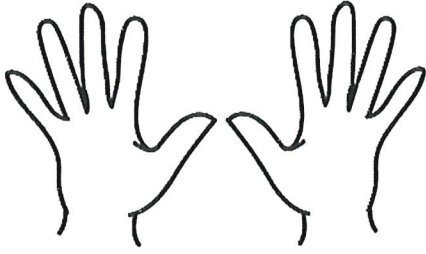
Color the image that is different in each row.



Name: \_\_\_\_\_

# Tracing LEFT TO RIGHT

Trace the lines from left to right.



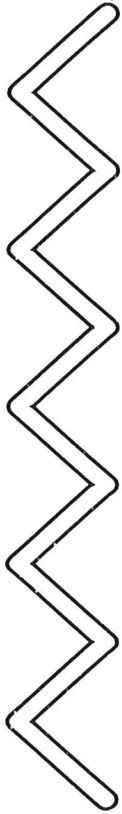
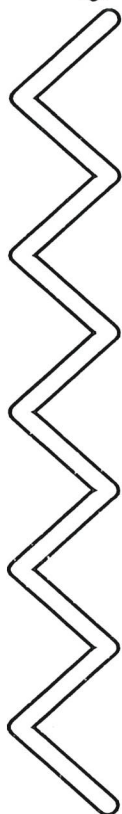
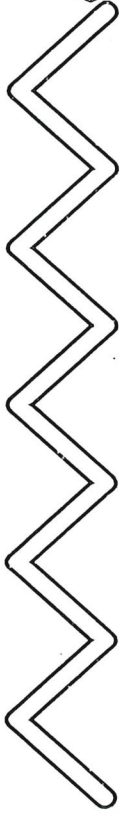

**LEFT**  **RIGHT**



Name: \_\_\_\_\_

# Tracing TOP TO BOTTOM

Trace the lines from Top to Bottom. **TOP**




# BOTTOM

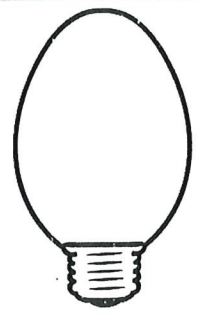
Name: \_\_\_\_\_

# I Know MY COLORS


Read the sentence and color the image.




**The light is red.**



**The light is blue.**




**The light is green.**



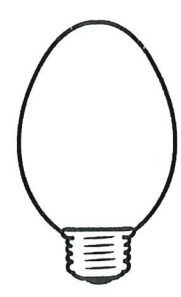
**The light is yellow.**




**The light is orange.**




**The light is brown.**



**The light is pink.**




**The light is black.**



**The light is purple.**




# MY CHRISTMAS BOOK



This book belongs to:




I see one red gift.



I see a gingerbread cookie.




I see Santa.



I see a reindeer.



I see tree.



I see a sleigh.



I see an elf.